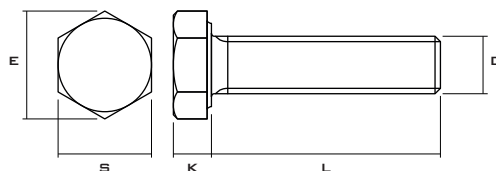



TORNILLO DIN 933 INOXIDABLE A-2
STAINLESS STEEL AISI 304 SCREW DIN 933

FICHA TÉCNICA
TECHNICAL DATA SHEET

Material / Material: Acero Inoxidable A-2 / Stainless Steel AISI 304
Recubrimiento / Coating: -



MEDIDAS DISPONIBLES / AVAILABLE MEASURES

Medidas en mm / Measures in mm

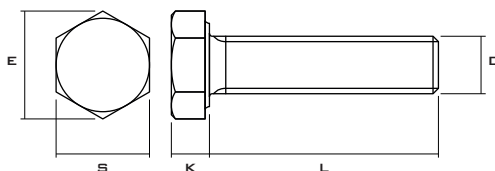

L	D	M3	M4	M5	M6	M8	M10	M12	M14	M16	M18
5		*	*								
6		*	*	*							
8		*	*	*	*	*					
10		*	*	*	*	*	*				
12		*	*	*	*	*	*				
14		*	*	*	*	*	*				
16		*	*	*	*	*	*	*			
18		*	*	*	*	*	*	*			
20		*	*	*	*	*	*	*	*	*	
22		*	*	*	*	*	*	*	*	*	
25		*	*	*	*	*	*	*	*	*	*
30		*	*	*	*	*	*	*	*	*	*
35		*	*	*	*	*	*	*	*	*	*
40		*	*	*	*	*	*	*	*	*	*
45		*	*	*	*	*	*	*	*	*	*
50		*	*	*	*	*	*	*	*	*	*
55		*	*	*	*	*	*	*	*	*	*
60		*	*	*	*	*	*	*	*	*	*
65			*	*	*	*	*	*	*	*	*
70			*	*	*	*	*	*	*	*	*
75				*	*	*	*	*	*	*	*
80				*	*	*	*	*	*	*	*
85				*	*	*	*	*	*	*	*
90				*	*	*	*	*	*	*	*
100				*	*	*	*	*	*	*	*
110					*	*	*	*	*	*	*
120					*	*	*	*	*	*	*
130					*	*	*	*	*	*	*
140					*	*	*	*	*	*	*
150					*	*	*	*	*	*	*
160						*	*	*	*	*	*
170						*	*	*	*	*	*
180						*	*	*	*	*	*
190						*	*	*	*	*	*
200						*	*	*	*	*	*

K	2,00	2,80	3,50	4,00	5,30	6,40	7,50	8,80	10,00	11,50
E	6,01	7,66	8,79	11,05	14,38	18,90	21,10	24,49	26,75	30,14
S	5,5	7	8	10	13	17	19	22	24	27

TORNILLO DIN 933 INOXIDABLE A-2
STAINLESS STEEL AISI 304 SCREW DIN 933

FICHA TÉCNICA
TECHNICAL DATA SHEET

Material / Material: Acero Inoxidable A-2 / Stainless Steel AISI 304
Recubrimiento / Coating: -



MEDIDAS DISPONIBLES / AVAILABLE MEASURES

Medidas en mm / Measures in mm

L	D	M20	M22	M24	M27	M30	M33	M36	M39	M42
30	*	*	*	*						
35	*	*	*	*						
40	*	*	*	*						
45	*	*	*	*						
50	*	*	*	*	*	*	*	*		
55	*	*	*	*	*	*	*	*		
60	*	*	*	*	*	*	*	*	*	*
65	*	*	*	*	*	*	*	*	*	*
70	*	*	*	*	*	*	*	*	*	*
75	*	*	*	*	*	*	*	*	*	*
80	*	*	*	*	*	*	*	*	*	*
85	*	*	*	*	*	*	*	*	*	*
90	*	*	*	*	*	*	*	*	*	*
100	*	*	*	*	*	*	*	*	*	*
110	*	*	*	*	*	*	*	*	*	*
120	*	*	*	*	*	*	*	*	*	*
130	*	*	*	*	*	*	*	*	*	*
140	*	*	*	*	*	*	*	*	*	*
150	*	*	*	*	*	*	*	*	*	*
160	*	*	*	*	*	*	*	*	*	*
170	*	*	*	*	*	*	*	*	*	*
180	*	*	*	*	*	*	*	*	*	*
190	*	*	*	*	*	*	*	*	*	*
200	*	*	*	*	*	*	*	*	*	*
210			*	*	*	*	*	*	*	*
220			*	*	*	*	*	*	*	*
230			*	*	*	*	*	*	*	*
240			*	*	*	*	*	*	*	*
250			*	*	*	*	*	*	*	*
260			*	*	*	*	*	*	*	*
270			*	*	*	*	*	*	*	*
280			*	*	*	*	*	*	*	*
300			*	*	*	*	*	*	*	*

K	12,50	14,00	15,00	17,00	18,70	21,00	22,50	25,00	26,00
E	33,53	35,72	39,98	45,20	50,85	55,37	60,79	66,14	71,30
S	30	32	36	41	46	50	55	60	65